


G8-AUD



Digital Audio Recording Card G8-AUD

The digital Audio Recording Card G8-AUD for the Intercom Servers GE 800 and GE 300 provides four or two audio channels as Plug-&-Play interface to Audiocom as well as to PA systems and Radio systems with up to 16 kHz audio bandwidth. All audio in- and outputs have level adjustment, a Graphic Equalizer for adjustment of the tone characteris-

tics and are galvanically isolated. In addition to playback of messages, conversations in the Intercom system can be recorded for protocol purposes by means of the Audiocom-Logger. The G8-AUD card contains relay contacts, which can be used for any desired function.

1. **G8-AUD-4**
Digital Audio Recording Card with four audio channels (IN/OUT) and four relay contacts.
2. **L8-AUD-4D**
License upgrade to feature level D (details see page 2).
3. **G8-AUD-2**
Digital Audio Recording Card with two audio channels (IN/OUT) and two relay contacts.
4. **L8-AUD-2D**
License upgrade to feature level D (details see page 2).

Technical Data – Benefits

TECHNICAL DATA

Audio In Impedance:	10 kOhm
Audio Out Impedance:	600 Ohm
Audio level:	20 mVrms to 3 Vrms
Frequency range:	50 Hz to 16 kHz
Signal/Noise ratio:	80 dB(A) at 7 kHz; 74 dB(A) at 16 kHz
Distortion:	<0,2% at 1 kHz
Crosstalk attenuation:	>105 dB at 1 kHz; >87 dB at 10 kHz
Operating temperature range:	0° C to +50° C (32° F to 122° F)
Storage temperature range:	-30° C to +60° C (-22° F to 140° F)
Relative Humidity:	20% to 80%
Plug:	96-way PC board connector according to DIN 41612
Power supply:	from Intercom Server
Emergency power consumption:	minimum: 70 mAh (idle) maximum: 100 mAh (All Call)
MTBF:	520.000 h
Measurements:	100 x 167 mm (3.94 x 6.58 inch)
Weight including package:	G8-AUD-2: 190 g (0.4 lbs) G8-AUD-4: 200 g (0.4 lbs)

RELAY OUTPUTS

System:	Floating relay contacts
Maximum switching power:	60 W / 125 VA
Maximum switching current:	2 A
Maximum switching voltage:	60 VDC / 40 VAC

LICENSES

G8-AUD-2

- L8-AUD-2D

G8-AUD-4

- L8-AUD-4D

BENEFITS

The G8-AUD-4 is available in three different feature levels:

- G8-AUD-2B, G8-AUD-4B
- G8-AUD-4B, G8-AUD-4D

Depending on the type of card different features are available:

As of feature level B:

- Different sounds for announcing messages, All Calls and Group Calls
- Firmware update possible

As of feature level D:

- Voice recording for digital subscribers (the recorded subscriber requires feature level D as well)
- Voice recording for analog subscribers
- Attendant contact for audio output
- PA-Function
- Feed-in radio conference
- Equalizer and adjustment of the coupling level

SYSTEM REQUIREMENTS

- GE 300 with Intercom Server software min. PRO 800 1.0 (for a server GE 300 an interface housing GEI 300 is required)
- GE 800 with Intercom Server software min. PRO 800 1.0
- Configuration software min. CCT 800 1.0
- For connection of the G8-AUD, different installation boards are available (see list starting on page 3). These installation boards are not included in the extent of supply and have to be ordered separately.

EXTENT OF SUPPLY

G8-AUD card including short reference

Installation

PRECAUTIONS

- ESD precautions must be observed.
- Cards may be inserted or removed only with voltage switched off.
- Mounting and installation of the centrals and of the equipment may be carried out by authorised service personnel only.

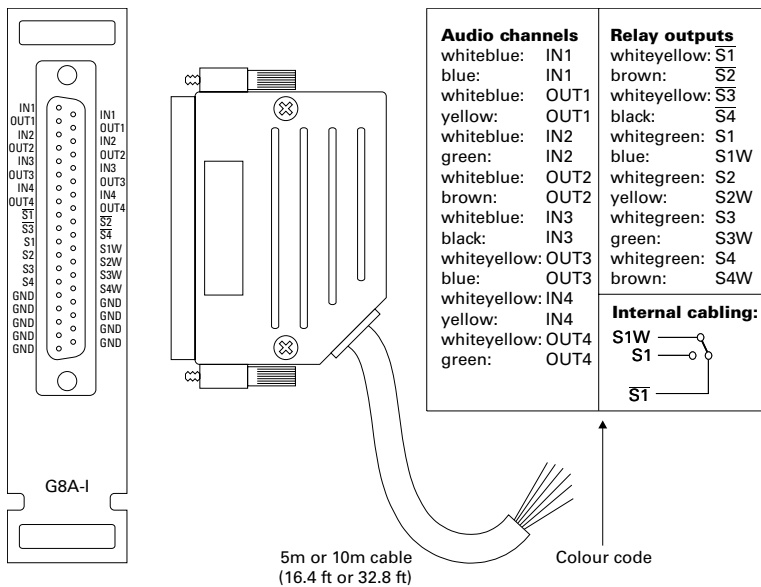
INSTALLATION

- In a GE 800 the G8-AUD can be installed in the slots 1 to 14, a maximum of 14 cards can be used per housing.
- In a GE 300 the G8-AUD can be installed in the slots 11 or 12 (interface housing GEI 300), a maximum of 2 cards can be used.
- For connection of the cards G8-AUD different installation boards are available (see below). These installation boards are not included in the extent of supply and have to be ordered separately.

INSTALLATION BOARD G8A-I FOR ONE G8-AUD

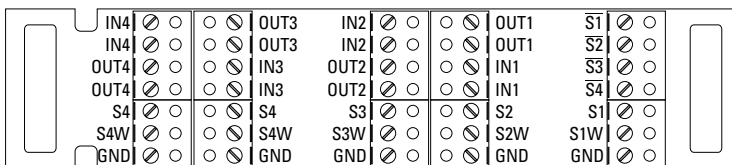
Installation board G8A-I for a single G8-AUD with a 37-way D-Submin plug; occupies one plug-in unit at the rear of the central. For connection to the distribution board prefabricated cables are available:

- X-ASK32/5: 32-way cable, 5 m (16.4 ft)
- X-ASK32/10: 32-way cable, 10 m (32.8 ft)



INSTALLATION BOARD G8A-K FOR ONE G8-AUD

Installation board G8A-K for a single G8-AUD with plugable screw-terminals. This installation board occupies one plug-in unit at the rear of the central

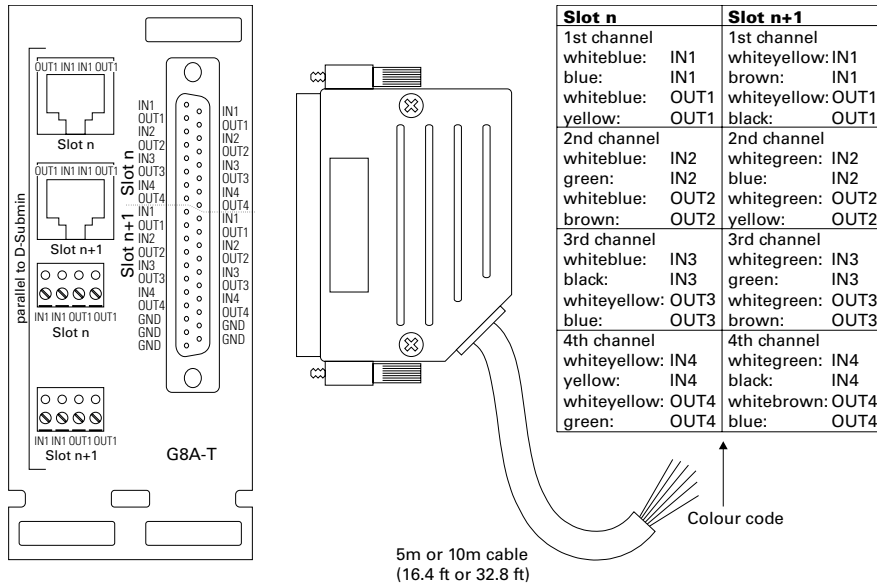


Installation

INSTALLATION BOARD G8A-T FOR TWO G8-AUD

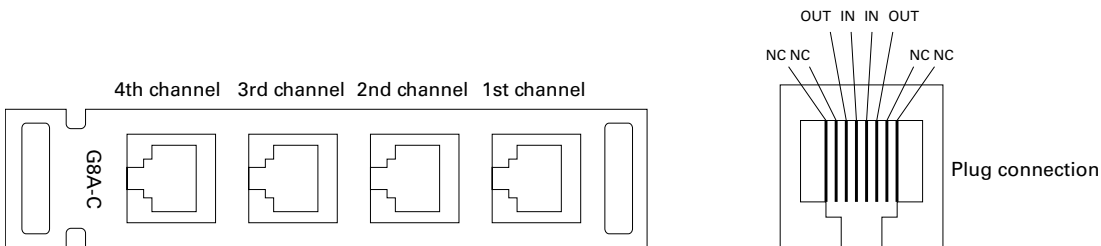
For two G8-AUD-4 which are inserted side by side, a common installation board can be used. The installation board G8A-T is equipped with a 37-way D-Submin plug and occupies two plug-in units at the rear of the central. For connection to the distribution board prefabricated cables are available:

- X-ASK32/5: 32-way cable, 5 m (16.4 ft)
- X-ASK32/10: 32-way cable, 10 m (32.8 ft)



INSTALLATION BOARD G8A-C FOR ONE G8-AUD

Installation board G8A-C for a single G8-AUD with four RJ45 sockets. This installation board occupies one plug-in unit at the rear of the central.



QUALITY TESTED. RELIABLE. SMART.

COMMEND products are developed and manufactured by Commend International in Salzburg, Austria.

The development and manufacturing processes are certified in accordance with **EN ISO 9001:2015**.

The technical data contained herein has been provided solely for informational purposes and is not legally binding. Subject to change, technical or otherwise. IoT[®], OpenDuplex[®] and Commend[®] are trademarks registered by Commend International GmbH. All other brands or product names are trademarks or registered trademarks of the respective owner and have not been specifically earmarked.

A STRONG WORLDWIDE NETWORK

COMMEND is represented the world over by local Commend Partners and helps to improve security and communication with tailored solutions.

www.commend.com

